


RAPID TOP MOUNT ANCHOR

AP135



The Kattsafe rapid top mount anchor is a proprietary fall arrest anchor with unique energy absorbing abilities designed for simple installation.



Product brochure
Rapid top mount anchor



Installation manual
Rapid top mount anchor



Operation manual
Rapid top mount anchor

Find all related products and resources on our website
kattsafe.com.au

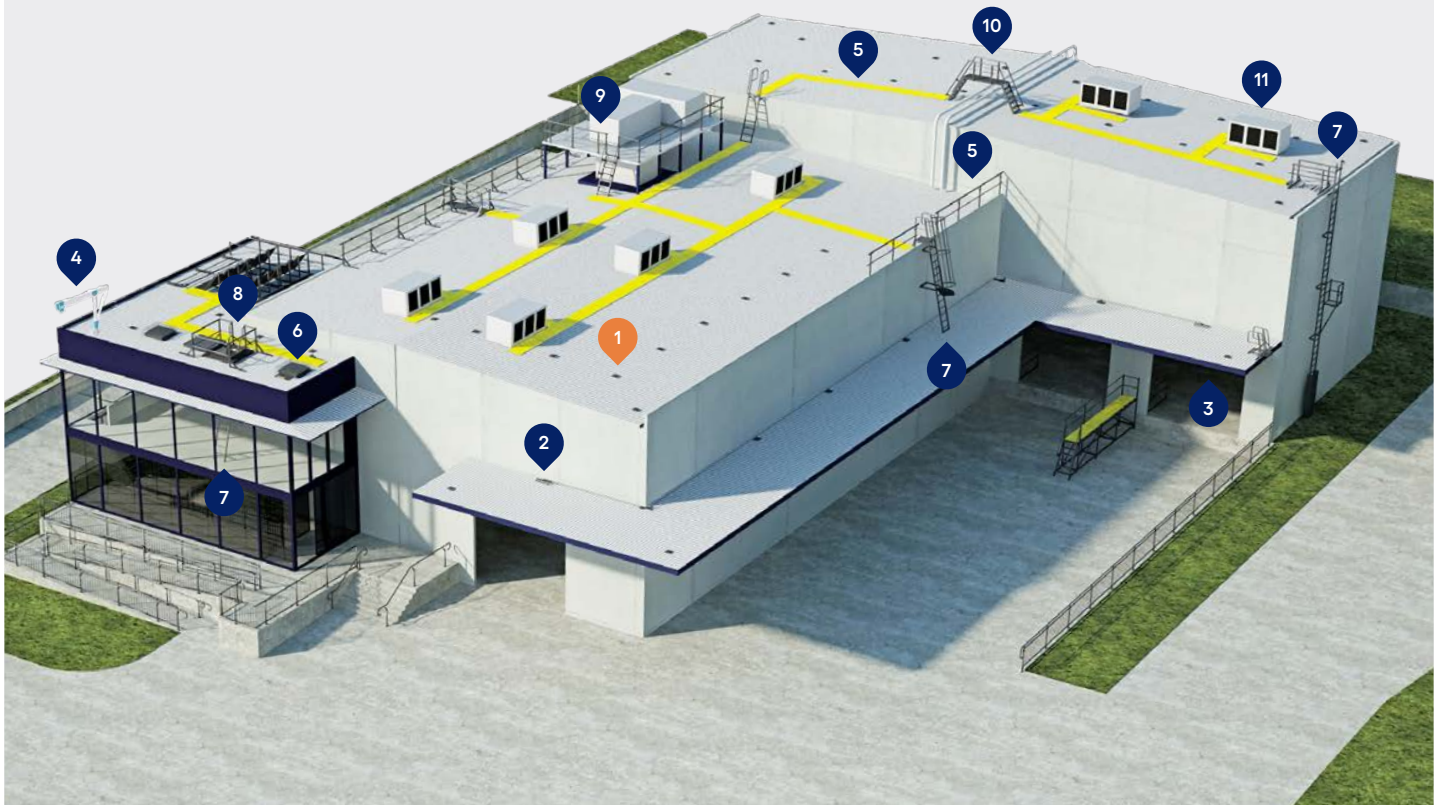
Commercial building height access and fall protection requirements

Kattsafe leads the industry in the design, installation and management of access and fall protection safety systems.

The in-action model demonstrates access and fall protection requirements for a commercial building design. Kattsafe recommendations fulfill current workplace requirements for the safety of building maintenance subcontractors, employees and the general public.

For more information please contact Kattsafe.
kattsafe.com.au

- 1 Anchor points
- 2 Static lines
- 3 Rigid rail
- 4 Davits and needles
- 5 Guardrail and walkway
- 6 Skylight protectors
- 7 Rung ladders
- 8 Access hatches
- 9 Platforms and stairs
- 10 Step ladders
- 11 HVAC platforms



RAPID TOP MOUNT ANCHOR

Designed for a simple, rapid installation, the rapid top mount anchor provides effective fall protection when working at heights.



Powder coated finish

Eliminates dissimilar metal issues. Heavy duty coating for long term durability.



High tensile aluminium plate

Lightweight construction at only 700g. Simple installation with increased long term durability.



Anchor attachment eyelet

15kN fall arrest rated. Swivel action ensures no snap hook roll-out and has unique energy absorbing functionality.



Energy deforming slots

Increases load absorption in a dynamic fall situation by allowing plate flexibility.



Label connection

Allows easy and safe attachment of recertification tag.



Load absorption tabs

Load tabs are designed to severely reduce energy as loads increase. Provides simple visual inspection of anchor integrity.


The rapid top mount anchor rated to 15kn, is designed to be installed with rivets only and connected to 2 roof sheets for added strength.

The rapid top mount anchor is ideally suited to maintenance personnel working at heights utilising a harness and lanyard fall protection system. The 15kN fall arrest rated anchor incorporates a unique energy absorbing swivel eye lanyard attachment point, eliminating snap hook roll-out and providing uniform load distribution to the anchor plate in a fall situation.

The increased energy absorption properties and ability to be connected to 2 roof sheets allows fixture to lighter structures and roof decks. The rapid top mount anchor is designed to allow emergency rope access from the anchor for rescue in a fall situation.

Features and benefits of the system:

- Simple, rapid installation - 8 rivets only
- Lightweight construction - 800g
- Allows connection to 2 roof sheets, increasing anchor redundancy
- Maximum energy absorbing ability
- 15kN fall arrest rated
- Rope access rescue ability from activated anchor
- Powder coated finish for dissimilar metal protection



RAPID TOP MOUNT ANCHOR CONFIGURATIONS

AP135A Rapid top mount anchor

Rapid top mount anchor designed to be installed onto roofs where there are normal spacings between roof sheet crests.



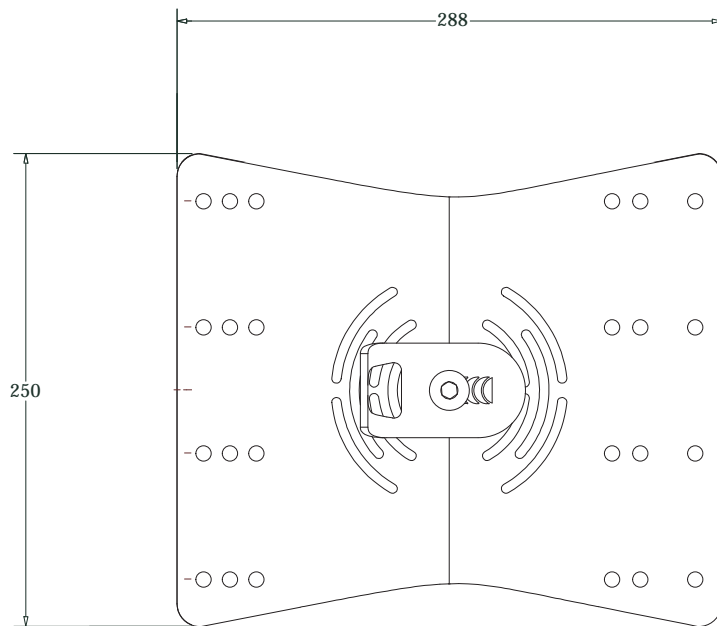
AP135W Rapid top mount anchor - wide deck

Rapid top mount anchor designed to be installed onto roofs where there are wide spacings between roof sheet crests.

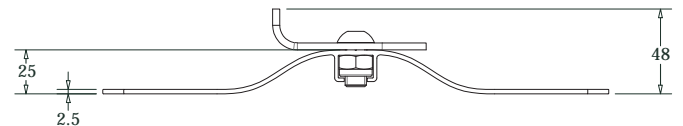


RAPID TOP MOUNT ANCHOR

TECHNICAL DATA



Unit code	AP135A
Load rating (kN)	15
Unit weight (g)	800
Recertification	12 months
Unites per carton	10



Installation using rivets only

- Suitable for screw fix and clip fix decks
- Fix using 8 x 8mm bulb type rivets
- Must be fixed to 2 roof sheets
- Screw fix deck to be connected to min 3 purlin
- Clip fix deck to be connected to min 10 purlins



Installation using rivets with screws into purlin

- Suitable for screw fix and clip fix decks
- Fix using 6 x 8mm bulb type rivets and 2 x 14G self drilling screws into purlins
- Can be connected to single roof sheet
- Screw fix and clip fix deck to be connected to min 3 purlins

TECHNICAL SPECIFICATION

Rapid top mount anchor

AP135

Top mount anchor system, suitable for metal roof deck attachment incorporating emergency rope access attachment for rescue in a fall situation. System design, supply, layout, installation and certification by a Kattsafe approved installer, as per the manufacturer's installation instructions and current standards.

Materials

- Base plate: Hi tensile aluminium
- Powder coat finish (standard colour - Oyster Matt)
- Swivel anchor: 316 stainless steel

Dimensions

- AP135A Overall size: 288mm (L) x 250mm (W)
- AP135W Overall size: 432mm (L) x 250mm (W)
- Total height: 48mm

Weight

800g (including fixings)

Substructure requirements

Support structure integrity, suitability and fixing method to be assessed and determined by a competent person prior to installation.

Fixings (refer to installation manual)

- Metal roof deck screw fixed: qty 8 x 8mm bulb type rivets
- Metal roof deck clip fixed: qty 6 x 8mm bulb type rivets, 2 x 14 self drilling screws into purlin
- Timber structure fixing: qty 6 x 8mm bulb type rivets, 2 x 14 self drilling screws into purlin

Rating

- 15kN Single person use
- The rapid top mount anchor must be used in conjunction with an approved harness and lanyard system incorporating an energy absorber.
- Suitable for emergency rope access rescue off activated anchor.

Compliance

The rapid top mount anchor is designed to conform with requirements of the Australian and New Zealand Standards AS/NZS 5532:2013 AS/NZS/ISO22846, AS/NZS1891 and relevant codes of practices and guidelines.

Testing

Testing and performance based on requirements of Australian and New Zealand Standards AS/NZS 1891 and AS/NZS 5532.

- Dynamic load test in line with roof fall and 90° to roof fall - 15kN
- Static load test in line with roof fall and 90° to roof fall - 15kN

Product warranty

10 Years from date of purchase subject to correct installation. Use and maintenance to be in accordance with manufacturer's specifications and recommendations. (This excludes wearing parts).

Inspection and maintenance

Inspection and certification required every 12 months by competent person in accordance with manufacturer's specifications and requirements of Australian and New Zealand Standards AS/NZS 1891 and AS/NZS 5532 (refer installation manual).

Important note

Failure to supply and/or install proprietary product in accordance with above standards and codes, specifications and instructions voids complete system certification and/or warranty.

WARRANTY INFORMATION

Warranty period on this system:
10 years from date of purchase

Should you have a warranty claim as a result of a defect the following procedure must be followed:

Identify the following information:

- The product/system name and code number.
- The date of purchase/installation.
- Installation company details.
- The installation identification number.
- The name of the company using this system.
- A description of the defect/warranty claim.
- The periodic system maintenance report.

Forward the above information to sales@kattsafe.com.au or contact technical helpline, 1300 301 755.

Terms and conditions

All warranty claims must be made in writing within 14 days of the appearance of the defect.

Incorrect installation or work done by a non accredited Kattsafe system installer will void all warranty rights.

Systems that have been installed using non proprietary equipment will void all warranties.

System roof/cladding and concrete penetration seals are not covered in this warranty.

Systems/components that have not been maintained in accordance with manufacturer's/legislative requirements will void warranty.

Systems used by incompetent persons or use with non compatible accessories ie. harness gear, lanyards, travellers, fall arrestors etc. will void warranty.

Systems/components used for purposes other than their intended use will void warranty.

General wear and tear is expected and will depend on the frequency of use and is not covered by warranty.



Product brochure
Rapid top mount anchor



Installation manual
Rapid top mount anchor



Operation manual
Rapid top mount anchor



QMS Certification
ISO 9001:2015

Find all related products and resources on our website.
kattsafe.com.au

Kattsafe

Height access
and fall protection

1029 Mountain Highway
Boronia Victoria 3155
Australia

1300 301 755
sales@kattsafe.com.au
kattsafe.com.au