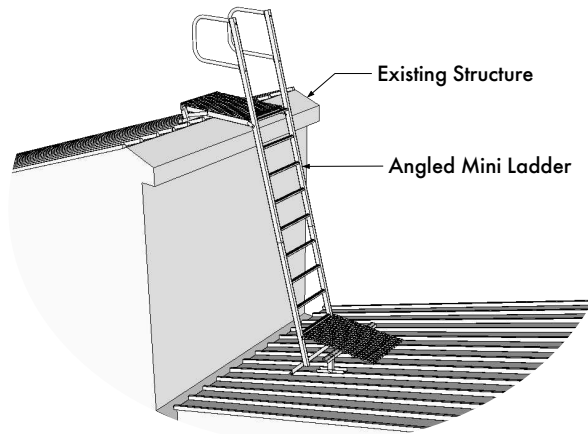


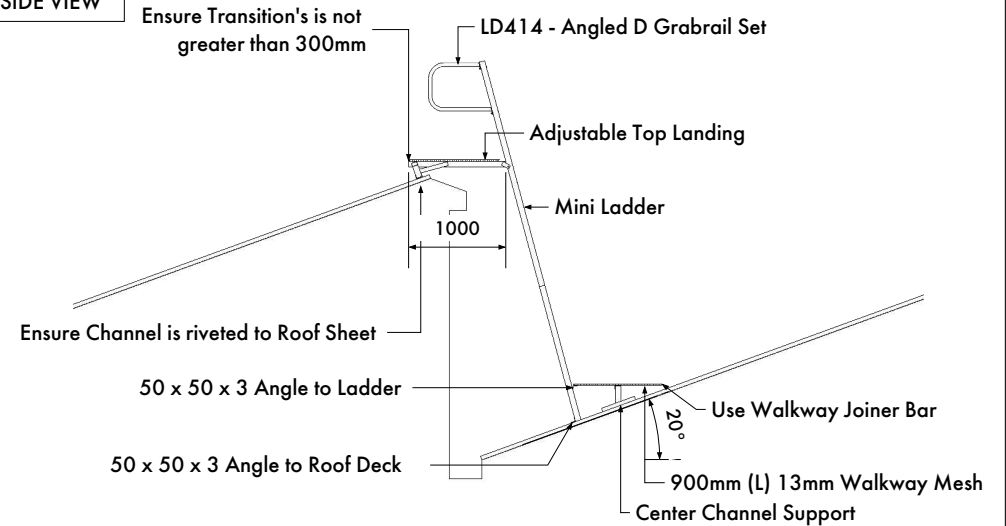
# CONCEPT ONLY

**NOTE: WALKWAY REQUIRED BETWEEN LEVELS TO COMPLY WITH AS1657**

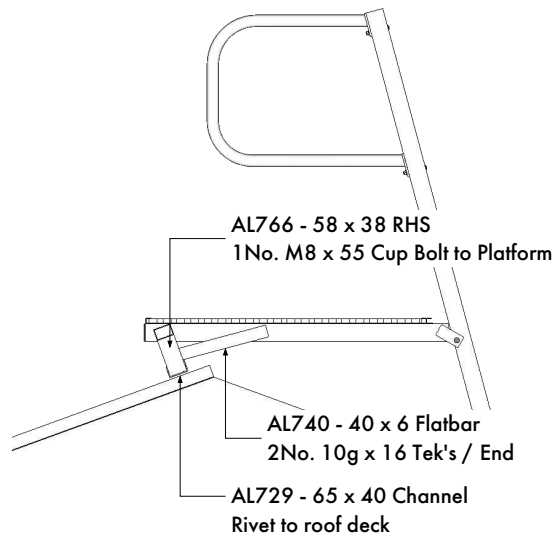


## SIDE VIEW

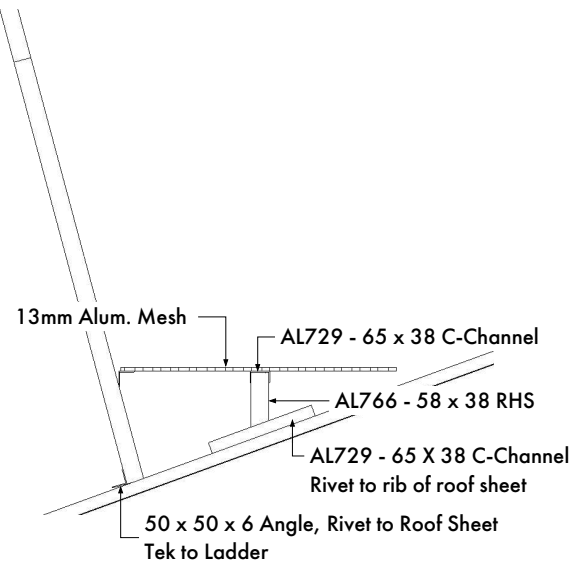
Ensure Transition's is not greater than 300mm



## Top Landing



## Base Landing



NOTE: All Drawings are designed to comply with current Australian Standards and Compliance Codes for maintenance access. Should system require compliance with additional regulation or standard, SAYFA must be notified.

**Kattsafe**

A 1029 Mountain Hwy Boronia VIC 3138  
T +61 1300 301 755  
E sales@kattsafe.com.au  
W kattsafe.com.au

**Description**  
Mini ladder on saw-tooth roof

**Drawing No**  
D9378

**Product Code**  
RL21

**Date**  
19.04.2021

**Revision**  
1

This drawing remains the property of Kattsafe and may not be changed without written permission